


# Pembroke






Updates and corrections for the Pembroke Rockfax guidebook published in August 2009.  
**Version 1.1 - 22 October 2009**

**Page 41** - grade of *Dreamboat Annie* in photo caption should be HVS.

**Page 52** - *Caerfai Crack* is HS but not 'low in the grade'.

**Page 103** - The line of *Eaves Dropper* is slightly incorrect. The main belay is higher, about level with the belay on *Blue Sky*. The line at the top goes to the right of the roof.

**1** **Eaves Dropper** . . . . .    **HVS 5a**  
**56m.** A fine climb to the left of the ever-popular *Blue Sky* making the most of the steep rock to the left of its upper section.  
**1) 4c, 26m.** Start as for *Blue Sky* but continue leftwards up the long groove to a ledge and small cave to belay.  
**2) 5a, 30m.** Move left and climb the rugged face to a steep shallow groove. Pull up and rightwards (steep and bold) then climb the groove to a rightward exit.

**Page 112** - The line of *Punks in the Tea Room* is correct. The description needs changing to:

**13** **Punks in the Tea Room** . . .    **E5 6b**  
**40m.** Lacks line but not excitement! Start up *Springboard* and step right at 15m, power up the crack to the cave stance. Move right along the traverse of *Wage War* then pull up to gain the very steep upper line. Swing right along this in an amazing position.

**Page 117** - The line of *Ocean Passage* goes up the corner to the right, although the current line shown is about the same grade and probably stays drier.




**Page 131** - The line of *Shape Up* is slightly too far to the right on its upper section. The route does go up the flake/corner.

**Page 143** - Line of *Hercules* is wrong. It should go up the slim groove on the left-hand side of the pillar, not up the horrible slippery off-width!

**Page 174** - Routes 4, 5 and 6 are correct in both line and grade but not the way the first ascensionists climbed them.  
*Sandbagged* actually tackles the twin cracks LEFT of *Exit Corner*.  
*Just Before Dark* follows the line currently described as *Sandbagged* and is about VS.  
*Rock-a-Block* goes roughly where the line of *Just Before Dark* goes; the grade here varies depending on which precise line you take - it may be found a bit harder than E1 by some, but is probably not as hard as the E3 it was originally given.

The line described as *Rock-a-Block* isn't a known route but is quite worthwhile at a stout HVS.

**Page 196** - There is a small error in the text description for *Widowmaker*.

**8** **Widowmaker** . . . . .    **E3 5c**  
**35m.** A fine companion route to *Chimes of Freedom*. Start below two prominent right-facing grooves below the main line of overhangs. Climb the easy lower wall to the base of the right-hand groove then make a difficult move up left into the smaller left-hand groove. Follow it to its top then pull over steeply rightwards onto a hanging arete. Go through a gap in the roof above to reach a break. Traverse left beneath another overhang and pull up into a crack which is followed to the top.

Please use the online database for comments on routes and votes on grades -  
[www.rockfax.com/databases/results\\_area.html?id=1021](http://www.rockfax.com/databases/results_area.html?id=1021)

Alternatively, send comments on corrections other than grades or star ratings direct to [alan@rockfax.co.uk](mailto:alan@rockfax.co.uk)