


The **Pokketz** Guide to **EPICS** (and how to make the most of them)


STEP 1 = CHOOSE A SUITABLE CRAG



STEP 2 = WHEN GEARING UP, BE CONVINCED THAT THE SUN IS GOING TO SHINE ALL DAY AND REMOVE ALL WARM CLOTHING



STEP 3 = FOLLOW THE GUIDEBOOK APPROACH DESCRIPTION AS CLOSELY AS POSSIBLE



STEP 4 = ABSEIL IN



STEP 5 = PULL YOUR ABSEIL ROPE DOWN



THE INEVITABLE RESULT OF FOLLOWING STEP 3 IS THAT YOU WILL NOW BE IN TOTALLY THE WRONG PLACE. YOU WILL BE OBVIOUS OF THIS FACT OF COURSE


STEP 6 = PICK OUT YOUR CHOSEN ROUTE FROM THE BIT OF ROCK IN FRONT OF YOU




STEP 7 = MAKE AT LEAST ONE IRREVERSIBLE MOVE LOW DOWN



STEP 8 = PUSH ON AS SLOWLY AS POSSIBLE TO MAXIMIZE THE EFFECTS OF RETURNING TIDES, COLD AND DARKNESS



STEP 9 = MAKE THE MOST OF THE PANIC WHEN IT STARTS SETTING IN BY EMPTYING MOST OF YOUR RACK INTO ONE CRACK AND CROSS CLIPPING EVERYTHING




STEP 10 = DECIDE THAT YOU CAN'T DO IT, ... LOWER OFF BEING CAREFUL TO MAKE SURE THE ROPE GETS STUCK




STEP 11 = A BADLY PREPARED EPICER WILL HAVE REMEMBERED THEIR PRUSSICK LOOPS; THE EXPERT WILL HAVE TO USE SHOE LACES



STEP 12 = A FEW YEARS AGO ROPE CUTTING WAS FASHIONABLE, NOW IT IS MORE COMMON TO ABANDON ALL YOUR GEAR AND ABSEIL OUT ON THE LONGEST BIT OF ROPE AVAILABLE



STEP 13 = SWIM OUT.



STEP 14 = SPEND THE NEXT FORTY YEARS RECOUNTING THE STORY IN PUBS

